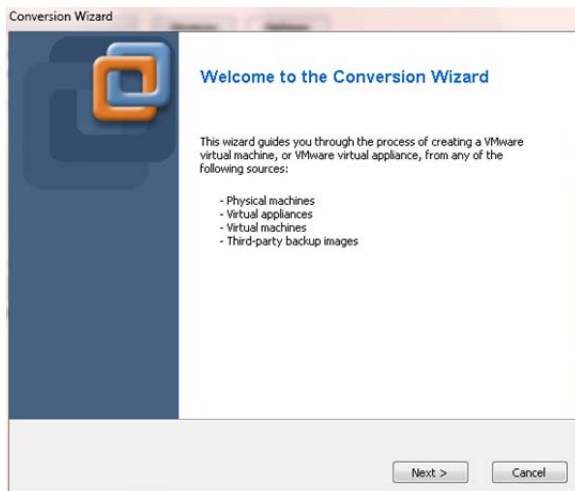


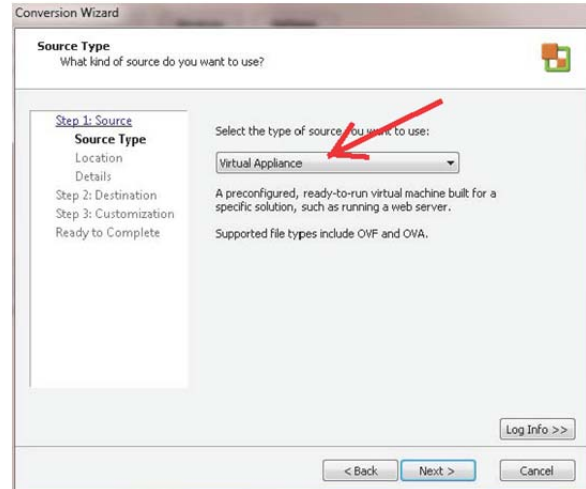
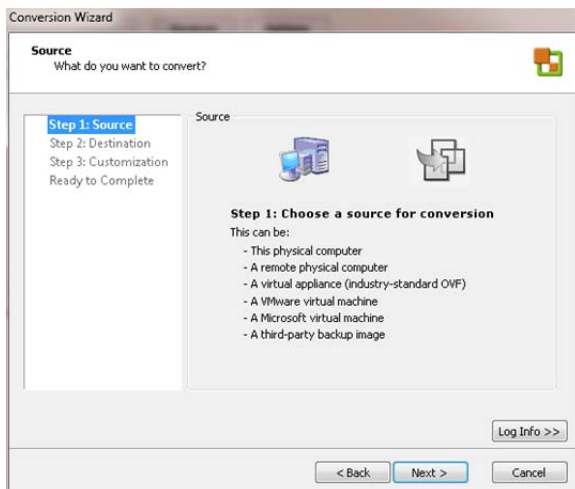
Converting SmartFile Appliance to run on VMware ESX/ESXi

SmartFile virtual backup appliances can be converted to run on VMware ESX/ESXi servers.

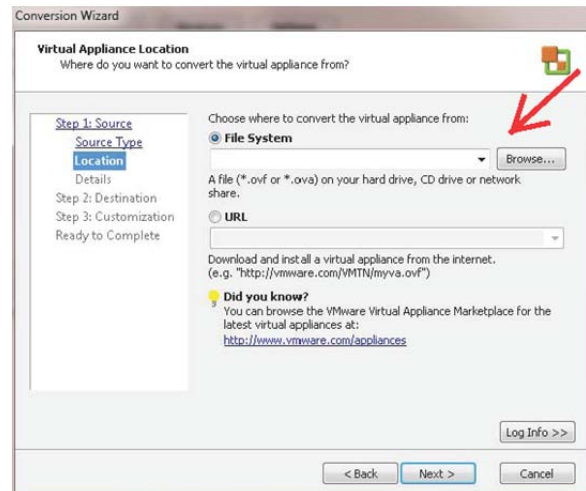
In this white paper, the free version of the appliance designed to run on VMware Player is converted to run on ESXi 4.1 using VMware Workstation 6.5.



1. Shutdown the SmartFile appliance; make sure that there is network connectivity between Workstation and ESXi. Start Workstation; select File -> Import or Export.

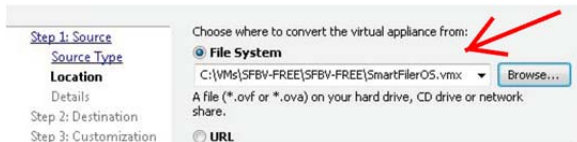


2. Select Virtual Appliance as the source.

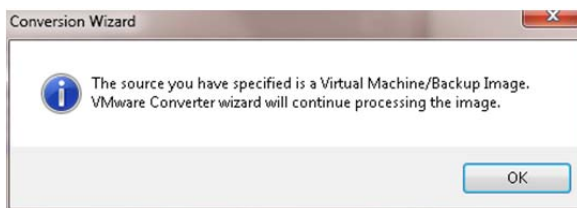
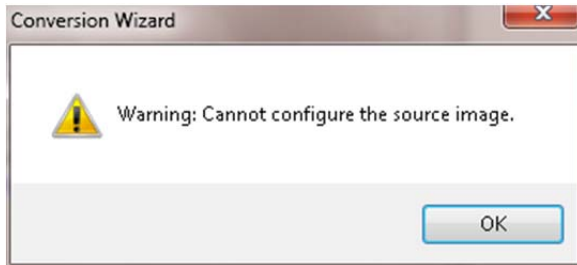


Browse to the folder where the SmartFile appliance is installed, open the ".vmx" file.

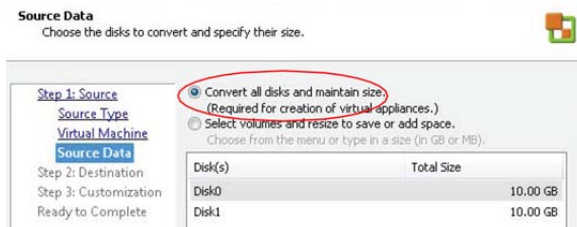




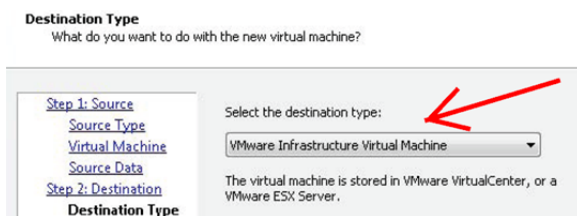
Continue. Ignore the warning messages that follow.



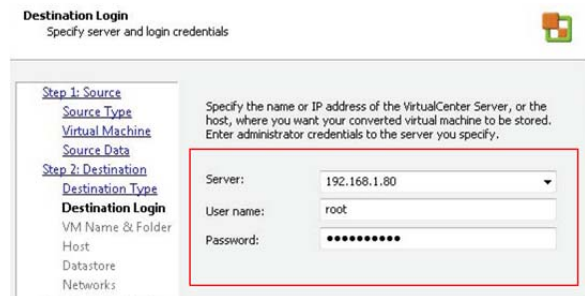
Continue.



3. Select "Convert all disks and maintain size".

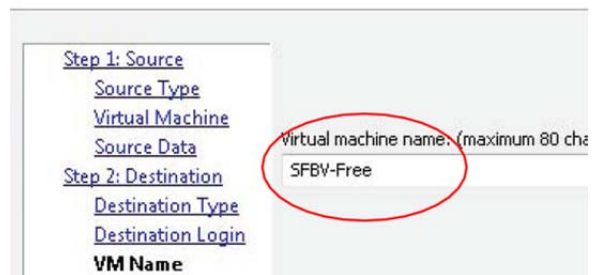


4. Select "VMware Infrastructure Virtual Machine" as the Destination Type.

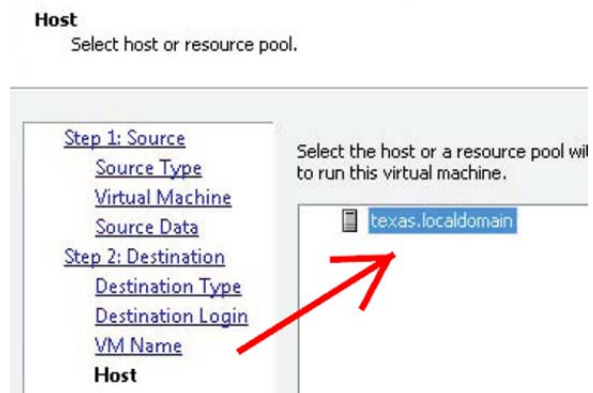


5. Specify the ESXi server IP address and login credentials.

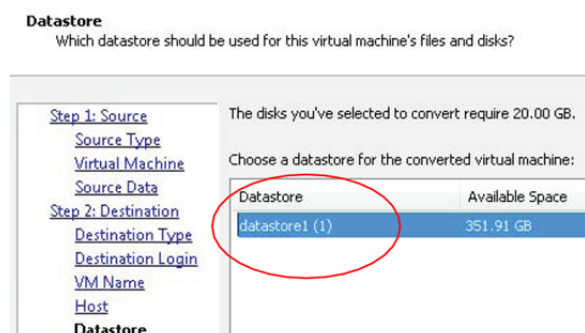
Virtual Machine Name
What would you like to name the virtual machine?



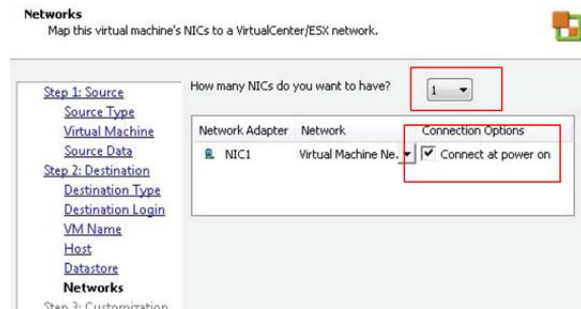
6. Specify a name for the virtual machine.



7. Select a host or resource pool.

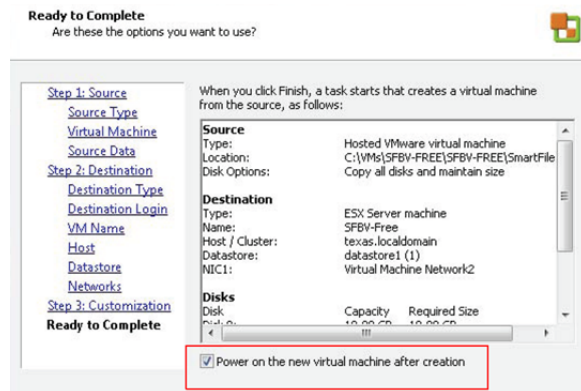


8. Select the datastore where you want the virtual machine to reside.

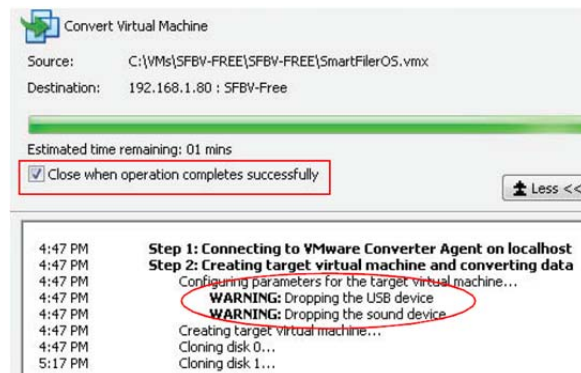


9. Select 1 NIC for this virtual machine. Check "Connect at power on".

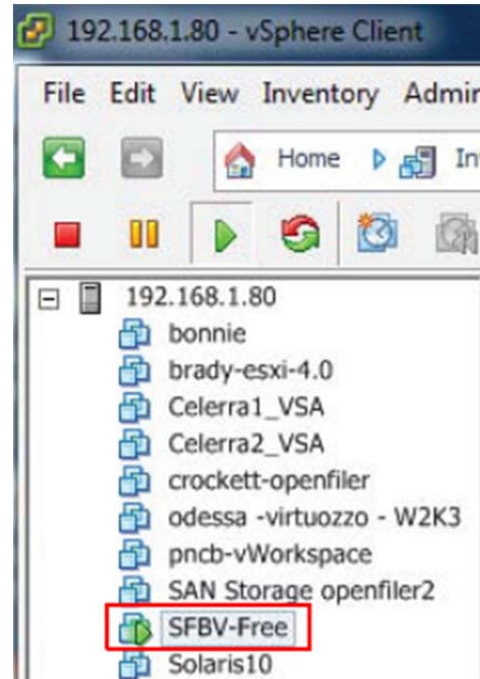
Skip the customization screen.



10. Check "Power on the new virtual machine after creation". Click "Finish".



Check "Close when operation completes successfully". During the conversion the USB drive and the sound device will be dropped. They are not needed.



11. Once the machine is converted, login using vSphere; from the vSphere Console tab, login to the SmartFile and configure it to suit your installation and backup policy requirements.

Refer to the SmartFile QuickStart Guide for configuring the SmartFile Backup Appliance. This concludes this white paper.

About SmartPick Backup

SmartPick Backup is a San Jose, California based company that specializes in data backup products and services with emphasis in disaster recovery and business continuity. It is privately held.

©Copyright SmartPick Backup. All rights reserved. The information presented herein is subject to change without notice. SmartPick Backup is not liable for any errors or omissions. The names of other companies and products mentioned herein may be their respective trademarks.